

BICYCLONE-L

FULL-HEIGHT TURNSTILE

Bicyclone-L turnstile barrier gate designed as a combination extended passage with regular single pedestrian entry point within one full height turnstile. Extended passage ensures smoothness entry of bicycles, wheelchairs, large volume belongings and materials. Can be supplied both in fully welded or assembly (attractive for transportation) design.

With gate for bicycle



With gate for wheelchair



MODEL OF THE FULL-HEIGHT TURNSTILE SERIES GUARANTEES FULL PROTECTION OF THE TERRITORY

 rotor: 650
gate: 700/900
mm
PASSAGE WIDTH

 20
pers/min
SINGLE ACCESS

 30
pers/min
FREE ACCESS

 IP 41-65*
PROTECTIVE LEVEL

 BI-DIRECTIONAL

Key advantages

- Combines a turnstile for pedestrian access with a gate for bicycles or wheelchair
- Can be supplied as fully welded or in disassembled condition which has perfect effect to transportation cost
- Low noise system operation
- Successful combination of affordable price and high quality
- Wide range of accessories
- Steadfast housing suitable for high traffic areas
- Can be integrated with any type of access control systems
- Low power consumption
- Wired remote control panel is in a standard kit
- In case of power failure: fail-safe for rotor and gate (free access in both directions)

Options

- Any access control systems upon request (e.g. passage counter, RFID/Proximity/BioMetric readers, coin acceptor, push button, barcode and QR-code reader)
- OEM / logo application
- Heating/cooling option
- Weather pack - IP 54/IP 65
- Canopy/ Roof
- Lane light
- Ramped base mobile/ Square, perforated platform
- Ground frame for installation
- Fail-secure mode under request
- Emergency door

* available upon request





www.tiso.global
+380 (44) 291-21-11
e-mail: sales@tiso.global



Technical Specifications:

	with gate passage width 700mm	with gate passage width 900mm
Unit width, mm	2315	2515
Unit length, mm	1170	1170
Unit height, mm	2300	2300
Passage width, mm	for rotor 650, for gate 700	for rotor 650, for gate 900
Rotor mechanism	servo-driven	
Gate mechanism	servo-driven	
Standard housing	Brushed SS AISI 304	
Available housing	Brushed SS AISI 316 Polished SS AISI 304 Polished SS AISI 316 Hot dip galvanized Powder coated RAL	

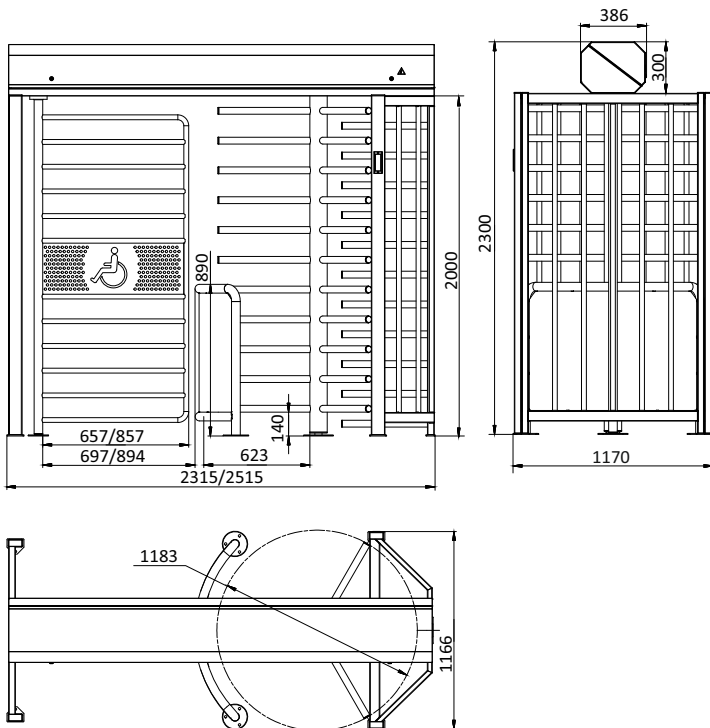
- Controlled by:**
-  access control system;
 -  manual control

When power goes OFF: both directions are free.

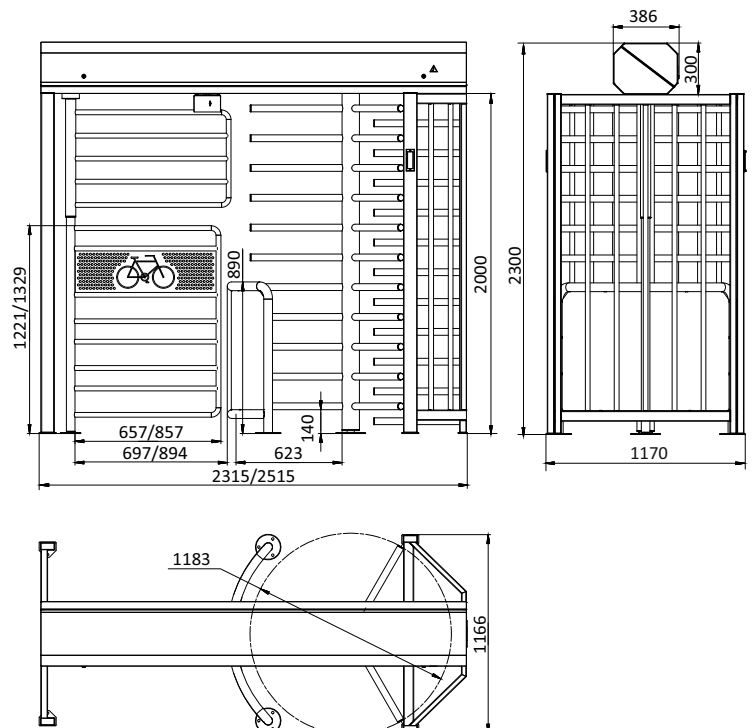
Electrical Specifications:

- Voltage:
 - from the AC (100-240)V, 50/60Hz;
 - from a DC source 12 V;
- Maximum power consumption 160 W per pass.

Bicyclone with gate for wheelchair



Bicyclone with gate for bicycle



Recommended installation areas:

- Sport Complexes
- Recreation areas
- Governmental Institutions
- Production sites (Industrial Plants)
- Commercial areas
- Education Institutions
- Military Bases
- Urban areas
- Financial Institutions and others

