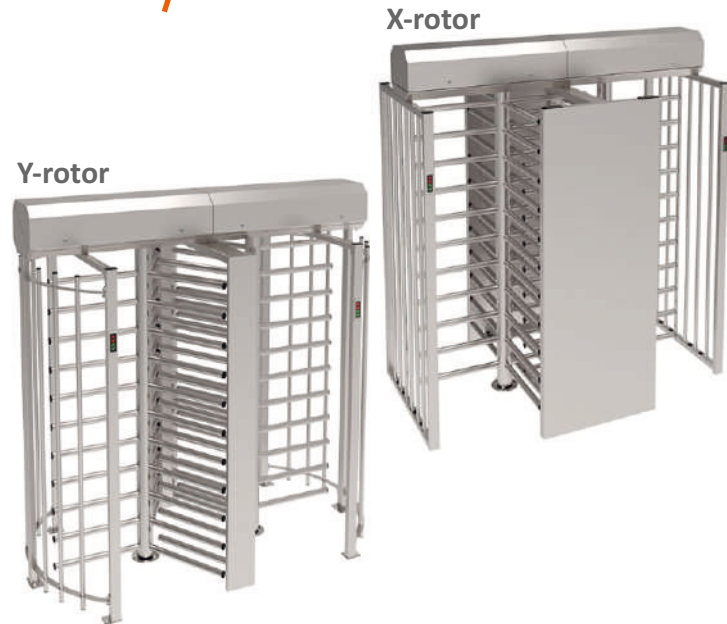


SESAME TWIN


FULL-HEIGHT TURNSTILE

Sesame Twin is a so-called double turnstile. This pedestrian security gate benefits with significant space and cost saving in comparison to two single turnstiles installed one near another.

It is a perfect fit for applications with highest intensity of pedestrian traffic, like stadiums or large factories. Can be supplied both in fully welded or assembly (attractive for transportation) design.



MODEL OF THE FULL-HEIGHT TURNSTILE SERIES GUARANTEES FULL PROTECTION OF THE TERRITORY

 X-rotor: 570
Y-rotor: 650
mm
PASSAGE WIDTH

 40
pers/min
SINGLE ACCESS

 60
pers/min
FREE ACCESS

 IP 41-65*
PROTECTIVE LEVEL

 BI-DIRECTIONAL

Key advantages

- Highest security level, which can make stricter force control than other type of turnstiles
- Can be supplied as fully welded or in disassembled condition which has perfect effect to transportation cost
- Depending on installation place conditions and customer's requirements can be produced of different types of material, for outside/ inside applications, with Y-rotor/ X-rotor, electromechanical/ servo-driven, etc.
- Low noise system operation
- Successful combination of affordable price and high quality
- Wide range of accessories
- Steadfast housing suitable for high traffic areas
- Can be integrated with any type of access control systems
- Low power consumption
- Wired remote control panel is in a standard kit
- In case of power failure, fail-secure by default (rotor locked in both directions);

Options

- Any access control systems upon request (e.g. passage counter, RFID/Proximity/BioMetric readers, coin acceptor, push button, barcode and QR-code reader)
- Option "Servo-drive" for full-height turnstile
- OEM / logo application
- Enlargement of passage width up to 800 mm
- Air Lock function (two-step approach) for Y-type rotor
- Heating/cooling option
- Weather pack - IP 54/IP 65
- Canopy/ Roof
- Lane light
- Ramped base mobile/ Square, perforated platform
- Ground frame for installation
- Fail-safe mode under request
- Emergency door

* available upon request



www.tiso.global
+380 (44) 291-21-11
e-mail: sales@tiso.global



Technical Specifications:

	X-type – 90°	Y-type – 120°
Unit width, mm	2060	2234
Unit length, mm	1341	1158
Unit height, mm	2300	2300
Passage width, mm	570	650
Mechanism	electromechanical (standard), servo-driven (option)	
Standard housing	Brushed SS AISI 304	
Available housing	Brushed SS AISI 316 Polished SS AISI 304 Polished SS AISI 316 Hot dip galvanized Powder coated RAL	



Controlled by:

- access control system;
- manual control

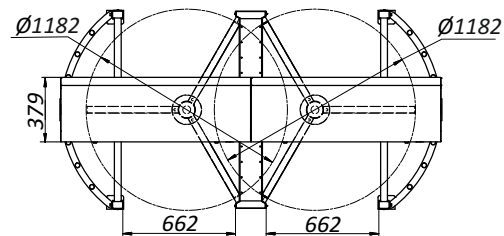
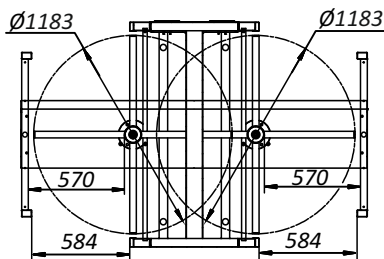
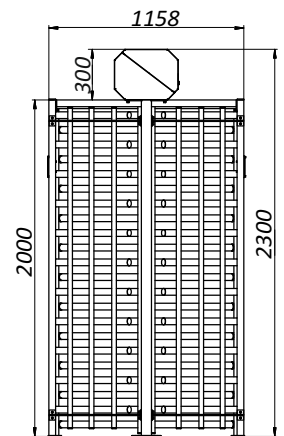
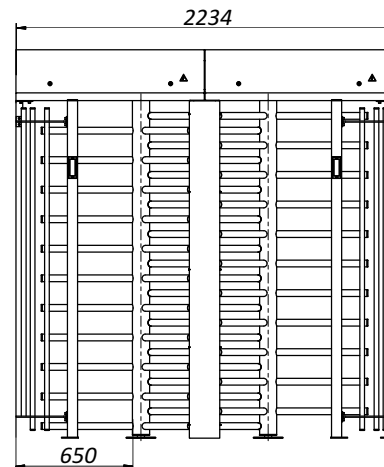

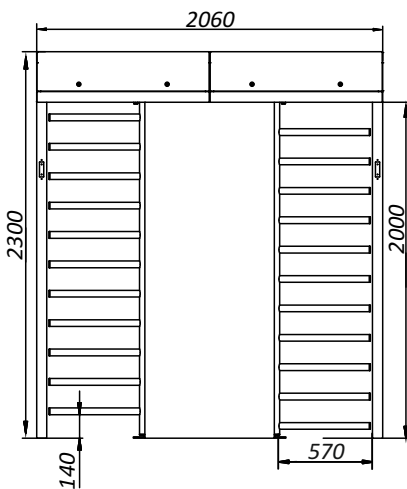
When power goes OFF both directions are locked.

Electrical Specifications:

- Voltage:
 - from the AC (100-240)V, 50/60Hz;
 - from a DC source 12 V;
- Maximum power consumption 160 W per pass.

X-rotor

Y-rotor



Recommended installation areas:

- Sport Complexes
- Recreation areas
- Governmental Institutions
- Production sites (Industrial Plants)
- Commercial areas
- Education Institutions
- Military Bases
- Urban areas
- Financial Institutions and others

